

By the Numbers

As a company, we are in the beginning stages of evaluating DEI through our numbers. For 2020, we took a comprehensive approach using our own internal data to analyze our approximate 4,820 employees. Our 2020 data below reflects our organization as a whole and by individual hospitals. While this represents where we are today, we aren't satisfied with these numbers and will be focused on our commitments and initiatives to make our workforce more diverse and reflective of the communities in which we operate.

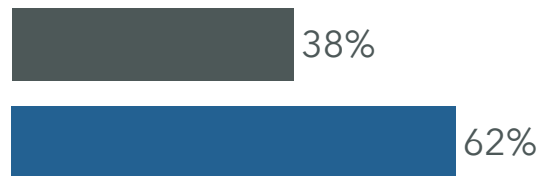
Gender at Vibra Healthcare—Overall

Men | Women

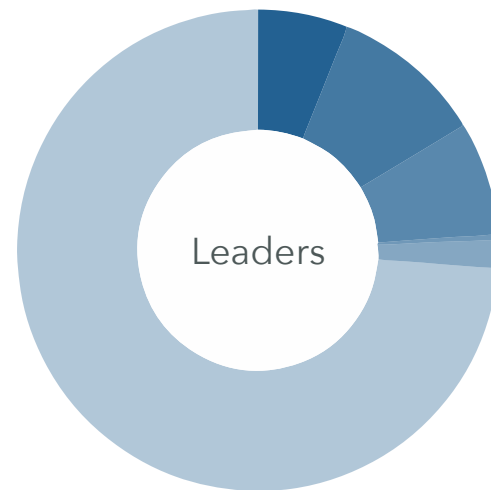
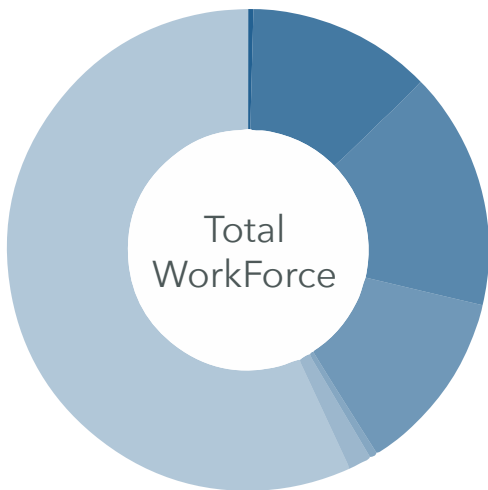
Total WorkForce



Leaders



Race and Ethnicity at Vibra Healthcare - Overall



- 0.33% American Indian/Alaskan Native
- 12.43% Asian
- 15.93% Black/African American
- 12.32% Hispanic/Latino
- 0.52% Native Hawaiian/or Other Pacific Islander
- 1.54% Two or More Races
- 56.93% White

- 6.07% Asian
- 10.22% Black/African American
- 7.67% Hispanic/Latino
- 0.32% Native Hawaiian/or Other Pacific Islander
- 1.92% Two or More Races
- 73.80% White